

# CALL ME WHEN YOU'RE SOBER

Gtr in Drop D tuning:

Ⓢ = D Ⓜ = G

Ⓣ = A Ⓟ = B

Ⓟ = D Ⓠ = E

Moderately ♩ = 96

Chorus:

Words by AMY LEE  
Music by AMY LEE and TERRY BALSAMO

Em C Em

Don't cry to me. If you loved me, you would be here.

*mf*

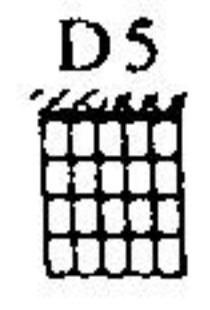


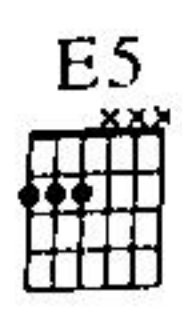
E♭ G E♭

with me. You want me? Come find me.

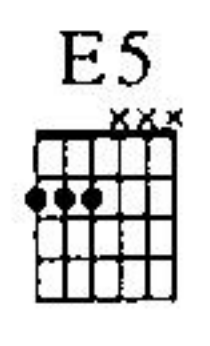

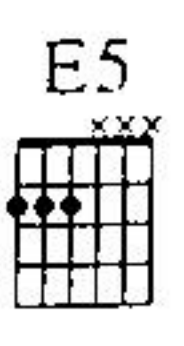
G Cm G D5

Make up your mind.






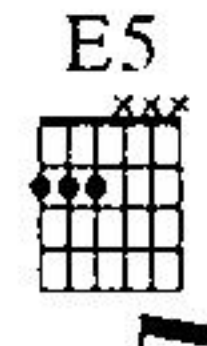

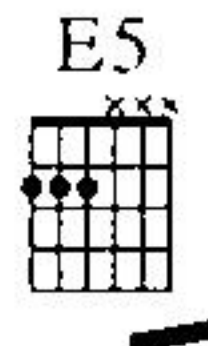
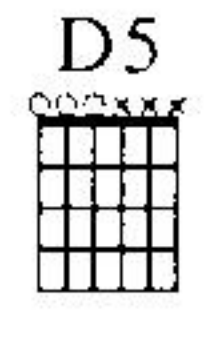
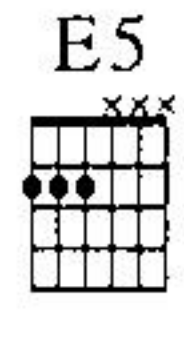
Musical notation for the first system, including treble and bass clefs, a key signature of one sharp (F#), and a 4/4 time signature. The system contains two staves of piano accompaniment.



Musical notation for the second system, including treble and bass clefs, a key signature of one sharp (F#), and a 4/4 time signature. The system contains two staves of piano accompaniment.

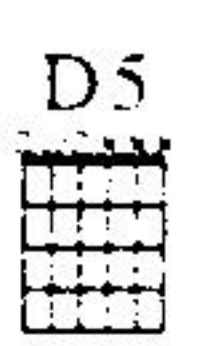
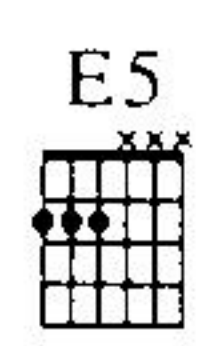

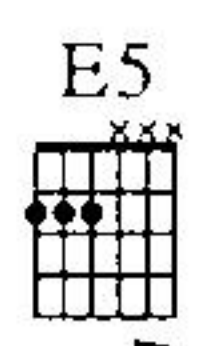

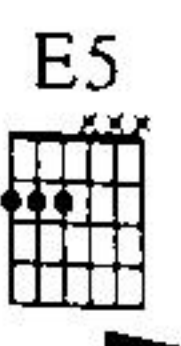
1. Should I

Verse:



Musical notation for the third system, including treble and bass clefs, a key signature of one sharp (F#), and a 4/4 time signature. The system contains two staves of piano accompaniment with lyrics underneath.

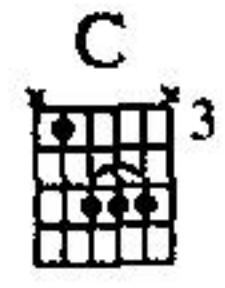

let you fall? Lose it all? So, may - be you can re -  
 take the blame. Sick with shame. Must be ex -haust - ing to



Musical notation for the fourth system, including treble and bass clefs, a key signature of one sharp (F#), and a 4/4 time signature. The system contains two staves of piano accompaniment with lyrics underneath.


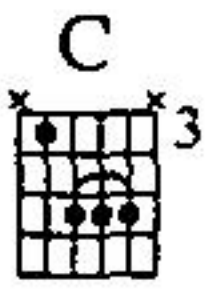
mem - ber your - self. Can't keep be - liev - ing, we're on - ly de - ceiv - ing our -  
 lose your own game. Self - ish - ly hat - ed, no won - der you're jad - ed. You



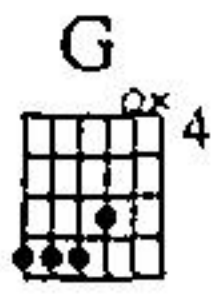
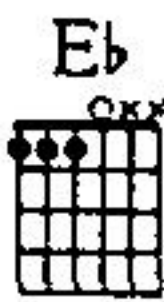


selves and I'm sick of the lie. And you're too late.  
 can't play the vic - tim this time.

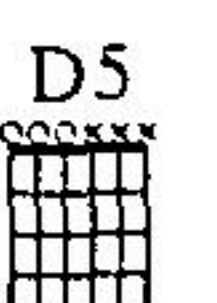
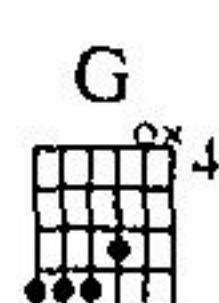
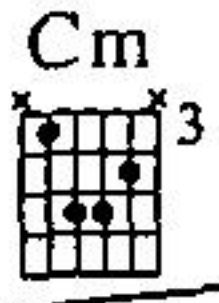
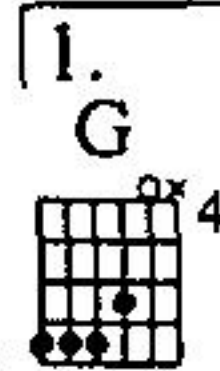
Chorus:



Don't cry to me. If you loved me, you would be here




with me. You want me? Come find me.



1. Make up your mind.



E5  D5  E5 

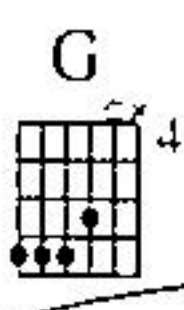
2. Could - n't



2. G  Cm 

Make up your mind.



G 

*l.h.*



Bridge:

C  Cm 

You nev - er call me when you're so -






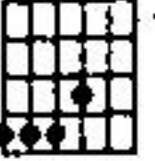
G




Gsus



G

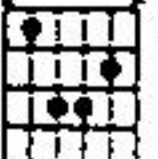


C

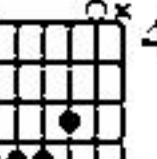


ber. You on - ly want

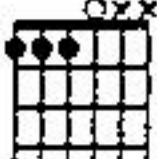
Cm



G

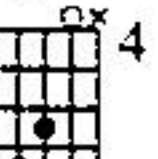


Eb

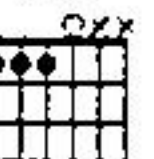


it cause it's o - ver, oh, it's o -

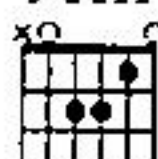
G



Eb



Am

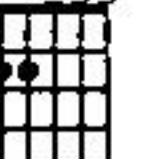


D

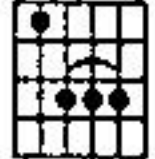


ver. How could I

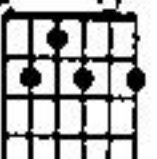
Em



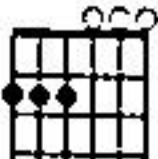
C



B7



Em



have burned par - a - dise?



Am D Em C

How could I? You were nev -

**Chorus:**  
B7 Em C

er mine. So, don't cry to me. If you loved me,

Em Eb G

you would be here with me. Don't lie to me,

Eb Cm G

just get your things. I've made up your mind.

*rit.*