

BREATHE

Words by
ROGER WATERS

Music by
ROGER WATERS,
DAVID GILMOUR & RICK WRIGHT

Moderately fast with half time feel ♩ = 126


Em(add9)

with helicopter sound effects

electric guitar

mp with clean tone and phasing let ring throughout

A Asus4 A Em(add9)





Λ A7sus4 Λ7

This section contains a musical score for guitar. It features a treble clef staff with a key signature of one sharp (F#) and a common time signature. Above the staff, the chord symbols Λ, A7sus4, and Λ7 are indicated. Below the treble staff is a bass clef staff with a corresponding tablature. The tablature shows fret numbers (0, 2, 3, 4) and includes a circled '4' indicating a barre. The music consists of a series of chords and melodic lines.

electric slide guitar 1

Em(add9)

This section is for electric slide guitar. It includes a treble clef staff with a key signature of one sharp (F#) and a common time signature. The first measure is marked with *mp* and the instruction "fade in with volume pedal". Above the staff, there are wavy lines representing a slide effect. The second measure is marked with "with echo" and "even gliss.". Above the staff, there are wavy lines and a triangle symbol. Below the treble staff is a bass clef staff with a corresponding tablature. The tablature shows fret numbers (0, 12, 14) and includes a circled '0' indicating an open string. The music consists of a series of chords and melodic lines.



Em(add9)


Asus4 A

even gliss.

A Asus4 A

slide guitar 2
Em(add9)

slide guitar 1



Λ

even gliss.

TAB

TAB

slide guitar 1
Fm(add9)

Λ

even gliss.

TAB

TAB

slide guitar 2
Em(add9)

slide guitar 1

even gliss.


A

Asus4

A

Em(add9)

even gliss.



slide guitar 1 A Asus4 A

even gliss.

TAB



TAB

Cmaj7 Bm7

even gliss.

TAB

TAB





Musical notation for the first system, including a treble clef staff with a wavy line, a chord labeled **Fmaj7**, and a guitar tablature staff with fret numbers 12, 13, 12, and 10. The instruction *even gliss.* is written below the staff.

Musical notation for the second system, including a treble clef staff with a wavy line and a guitar tablature staff with fret numbers 2, 2, 3, 2, and a double bar line with a wavy line below it.

Musical notation for the third system, including a treble clef staff with chords **G**, **D7#9**, **D7b9**, and **Em7**, and a guitar tablature staff with fret numbers 8, 6, 4, and 5. The instruction *Breathe,* is written below the staff, followed by a wavy line.

Musical notation for the fourth system, including a treble clef staff with a wavy line and a guitar tablature staff with fret numbers 8, 6, 4, and 5. The instruction *even gliss.* is written below the staff.



breathe in the air. Λ Asus4 Λ

even gliss. Sra---

even gliss.
slide off fingerboard

let ring throughout

TAB 5 2 (8)

TAB 0 2 3 2 2 2



Em(add9) Em7 Λ Asus4

Don't be a - fraid to care.

even gliss.

CHORDS

TAB 0 (8) 0 0 2 2 2 2



A Em(add9)

Leave, _____ but don't _ leave



even gliss. *even gliss.*

TAB

A Asus4 A Em(add9)

me, _____ Look a - round _____

TAB



Choose your own — ground. For

Asus4 A 3

TAB



TAB

Cmaj7 Bm7

long you live, — And high you fly, And smiles you'll give, — And tears —

TAB

TAB



—you'll cry. All you touch and all you see is



TAB (F) (F)

TAB (F) 2 1 2 3 0 1 2 3 3

all your life will ever be! Run,

TAB (G) 10 a 13

TAB (G) (D7#9) (D7b9) (Em7)



rab- bit, run!—

even gliss. *even gliss. slide off fingerboard*

Λ7sus4 Λ7

8va


The first system of the musical score consists of four staves. The top staff is a vocal line in treble clef with a key signature of one sharp (F#) and a 4/4 time signature. It contains the lyrics "rab- bit, run!—" with a long note on "run!". The second staff is a guitar staff in treble clef, showing a series of chords with glissando markings (wavy lines) and a "slide off fingerboard" instruction. A "8va" marking is present above the staff. The third staff is a guitar TAB staff showing fret numbers: 2, 0, 0, 0, 2, 2, 2, 2, 2, 4, 3, 0, 2, 2, 0. The fourth staff is a bass line in treble clef.

Dig that hole, for - get the sun.

8va

Em A Λ7sus4

The second system of the musical score consists of four staves. The top staff is a vocal line in treble clef with a key signature of one sharp (F#) and a 4/4 time signature. It contains the lyrics "Dig that hole, for - get the sun." with a long note on "sun.". The second staff is a guitar staff in treble clef, showing a series of chords with glissando markings (wavy lines) and an "8va" marking above the staff. The third staff is a guitar TAB staff showing fret numbers: 12, 15, 24, 24, 24, 14. The fourth staff is a bass line in treble clef.



A Em7

When, — at last, — the work — is

even gliss.

done, —

Don't sit down, — it's time —



A A7sus4 A7 Em7

done, —

Don't sit down, — it's time —

done, —

Don't sit down, — it's time —



to dig — an-oth - er one. For

even gliss. *even gliss.*

TAB


TAB

long you live — And high — you fly, — But on - ly if — you ride —

even gliss.

TAB

TAB



— the tide, — And bal - anced on — the big - gest wave,

Fmaj7

rake even gliss.

TAB

TAB

4 (2nd) 3 2 | 1 3 2

G D7#9 D7b9 Em

Race to - wards — an ear - ly grave.

Segue to "On the Run"

even gliss.

TAB

10 8 9

TAB