

WHAT IF

Words & Music by Guy Berryman, Jon Buckland, Will Champion & Chris Martin

<http://piano-sheet.blogspot.com>

♩ = 68

F#m

A

Bm7add4

E7

1. What if there_ was no light,_____ no-thing wrong,-- no-thing

The first system of music features a vocal line in treble clef and piano accompaniment in bass clef. The key signature is two sharps (F# and C#) and the time signature is 4/4. The tempo is marked as ♩ = 68. Above the vocal line, four guitar chord diagrams are provided: F#m, A, Bm7add4, and E7. The lyrics are written below the vocal line, with red text for the words 'no-thing'.

D

F#m

A

Bm7add4

right?_____ What if there_ was no time_____

The second system of music continues the vocal line and piano accompaniment. It features the same key signature and time signature. Above the vocal line, four guitar chord diagrams are provided: D, F#m, A, and Bm7add4. The lyrics are written below the vocal line, with red text for the words 'right?' and 'time'.

E7

D

Bm7

and no rea - son or rhyme?_____ What if you_ should de - cide_

The third system of music concludes the vocal line and piano accompaniment. It features the same key signature and time signature. Above the vocal line, three guitar chord diagrams are provided: E7, D, and Bm7. The lyrics are written below the vocal line, with red text for the words 'de - cide'.

E7 F#m D E7

that you don't want me there by your side, that you don't

F#m D E7

want me there in your life?

F#m A Bm7add4 E7

2. What if I got it wrong and no poem or
3. Ev-'ry step that you take could be your big - gest mis -

D F#m A Bm7add4

song could put right what I got wrong
-take. It could bend or it could break

E7 D

or make you feel I be - long?
that's the risk that you take.

Bm7 E7 F#m D

And what if you should de - cide that you don't want me there by your side,
2° in your life.

E7 F#m D E7

that you don't want me there in your life?
2° by your side?

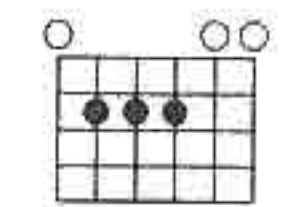
D Bm7

Ooh, that's right,

F#m7



Esus4

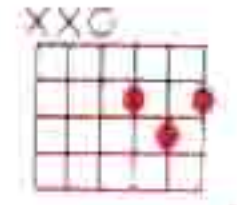


E



let's take a breath, jump ov - er the side.

D



Bm7

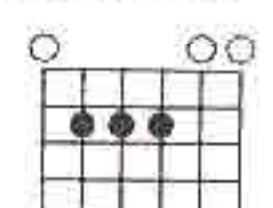


Ooh, that's right,

F#m7



Esus4



E



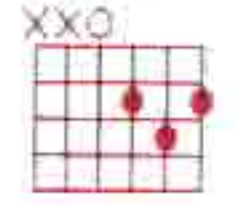
To Coda ⊕

how can you know it if you don't ev - en try?

(they say) you know that dark - ness al - ways turns in - to light.

1.

D

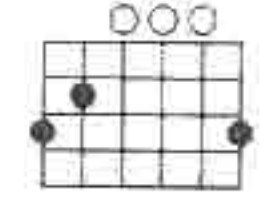


Bm7



2.

G



Ooh, that's right. Ooh, that's

D E Esus⁴ E

right. Ooh. _____

Detailed description: This system contains the first four measures of the piece. The guitar part has chords D, E, Esus4, and E. The piano accompaniment features a melodic line in the right hand and a rhythmic bass line in the left hand. The lyrics 'right.' and 'Ooh.' are written below the piano part.

⊕ Coda G D

Ooh, _____ that's right. _____

Detailed description: This system contains the next four measures, marked as the Coda. The guitar part has chords G and D. The piano accompaniment continues with the same rhythmic pattern. The lyrics 'Ooh, that's right.' are written below the piano part.

E

Detailed description: This system contains the next four measures. The guitar part has a single E chord. The piano accompaniment continues with the same rhythmic pattern.

Detailed description: This system contains the final four measures of the piece. The piano accompaniment concludes with a final chord in the right hand and a final melodic line in the left hand.