

JUMP

Words and Music by
EDWARD VAN HALEN, ALEX VAN HALEN,
MICHAEL ANTHONY and DAVID LEE ROTH

Bright Rock beat

The musical score is written in 4/4 time and consists of four systems of music. Each system includes a guitar part with chords and a piano accompaniment. The guitar part features a 'Bright Rock beat' with a consistent rhythmic pattern of eighth notes. The piano accompaniment provides harmonic support with chords and moving bass lines.

System 1: Chords: G/C (3 fr.), C, F/C, G/C (3 fr.), C, F/C. Dynamics: *mf*.

System 2: Chords: C/F, Gsus4, G/C (3 fr.), C, F/C, G/C (3 fr.).

System 3: Chords: C, F/C, C/F, Gsus4, G/C (3 fr.), C.

System 4: Chords: F/C, G/C (3 fr.), C, F/C, C/F, Gsus4.

F/C C F/C

The first system of music features a piano accompaniment in the left hand and a vocal line in the right hand. Above the staff, three guitar chord diagrams are shown: F/C, C, and F/C. The piano accompaniment consists of a steady eighth-note bass line. The vocal line has some rests and a few notes.

C/F Gsus4 G/C C F/C G/C

I get up, _____ and noth - ing gets _____ me

The second system continues the piano accompaniment and includes the first line of lyrics: "I get up, _____ and noth - ing gets _____ me". Above the staff, six guitar chord diagrams are shown: C/F, Gsus4, G/C, C, F/C, and G/C. The piano accompaniment continues with the same eighth-note bass line.

C F/C C/F Gsus4 G/C C

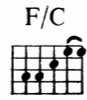
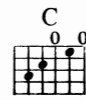
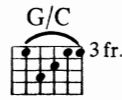
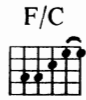
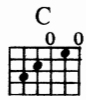
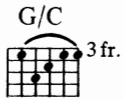
down. You got it tough.

The third system continues the piano accompaniment and includes the second line of lyrics: "down. You got it tough.". Above the staff, six guitar chord diagrams are shown: C, F/C, C/F, Gsus4, G/C, and C. The piano accompaniment continues with the same eighth-note bass line.

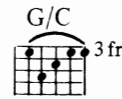
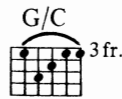
F/C G/C C F/C C/F Gsus4

I seen the tough - est soul _____ a - round. _____ And I

The fourth system continues the piano accompaniment and includes the third line of lyrics: "I seen the tough - est soul _____ a - round. _____ And I". Above the staff, six guitar chord diagrams are shown: F/C, G/C, C, F/C, C/F, and Gsus4. The piano accompaniment continues with the same eighth-note bass line.



know, ba - by, just ___ how you feel. ___



You got to roll _____ with the punch - es to get to what's



real. ___ Ah, can't you see me stand - ing here? I got my



back a - gainst the rec - ord ma - chine. ___ I ain't the worst that you've seen. ___

F C/E Dm F C/E G

Ah, can't you see what I mean?

G/C 3fr. C

Ah, might as well jump.

F/C G/C 3fr. C F/C C F Gsus4

Might as well jump... Go a - head and jump.

To Coda

G/C 3fr. C F/C G/C 3fr. F C C F/C

Go a - head and jump.

C/F
X 0 0 0

Gsus4
X 0 0 0

G/C
3fr.

C
0 0 0

F/C

G/C
3fr.

How old ___ are you?_ Who said that?_ Ba - by, how_ you been?_

C
0 0 0

F/C

C/F
X 0 0 0

Gsus4
X 0 0 0

G/C
3fr.

C
0 0 0

You say you don't know. _____ You won't

F/C

G/C
3fr.

C
0 0 0

F C

C/F
X 0 0 0

Gsus4
X 0 0 0

D. S. al Coda

know_ un - til you be - gin._

So can't you

Coda

G/C
3fr.

C
0 0 0

F/C

G/C
3fr.

C
0 0 0

F/C

Go a - head and jump._

C/F Gsus4

Bbm

Gb

Ab 4fr.

Db 4fr.

Jump!

Bbm

Gb

Ab 4fr.

Db 4fr.

Bbm

Gb

Ab 4fr.

Db

Bbm

Gb

Ab 4fr.

Db 4fr.

G/C 3fr.

C

G/C 3fr.

F/C

G/C 3fr.

C

G/C 3fr.

F/C

G/F

F

G/F

F

G/F F G/F F/G G F/G G

Chord diagrams for G/F (x000), F (x0232), G/F (x000), F/G (x0232), G (x000), F/G (x0232), and G (x000).

Musical notation for the first system, including treble and bass staves with a grand staff bracket.

F/G G F/G G F/G Gsus4/Bb

Chord diagrams for F/G (x0232), G (x000), F/G (x0232), G (x000), F/G (x0232), and Gsus4/Bb (x0232 3 fr.).

Musical notation for the second system, including treble and bass staves with a grand staff bracket.

Gsus4 A

Chord diagram for Gsus4 A (x0232 3 fr.).

Musical notation for the third system, including treble and bass staves with a grand staff bracket.

Gsus4/Ab

Chord diagram for Gsus4/Ab (x0232 3 fr.).

Musical notation for the fourth system, including treble and bass staves with a grand staff bracket.

C/G C

Chord diagrams for C/G (x000) and C (000).

Musical notation for the fifth system, including treble and bass staves with a grand staff bracket.

G/C 3fr. C F/C G/C 3fr. C F/C

This system contains the first two measures of the piece. Above the staff, guitar chord diagrams are provided for G/C (3 fret), C, F/C, G/C (3 fret), C, and F/C. The piano accompaniment features a steady eighth-note bass line in the left hand and chords in the right hand.

C/F Gsus4 G/C 3fr. C F/C G/C 3fr.

This system contains the next two measures. Chord diagrams for C/F, Gsus4, G/C (3 fret), C, F/C, and G/C (3 fret) are shown above the staff. The piano accompaniment continues with a consistent rhythmic pattern.

Repeat and fade

C F/C C/F Gsus4 G/C 3fr. C

Might as well jump.

This system contains the third and fourth measures. It includes the instruction "Repeat and fade" above the staff. Chord diagrams for C, F/C, C/F, Gsus4, G/C (3 fret), and C are provided. The vocal melody "Might as well jump." is written in the treble clef, and the piano accompaniment continues.

F/C G/C 3fr. C F/C C/F Gsus4

Go a - head and jump. _ Might as well

This system contains the final two measures. Chord diagrams for F/C, G/C (3 fret), C, F/C, C/F, and Gsus4 are shown above the staff. The vocal melody "Go a - head and jump. _ Might as well" is written in the treble clef, and the piano accompaniment concludes the piece.