

OVERDUE GOODBYE

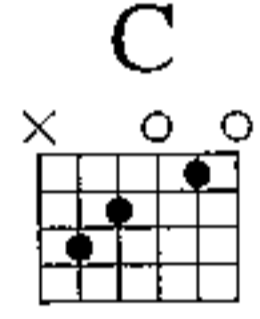
WORDS & MUSIC BY ANASTACIA & BILLY MANN

♩ = 98

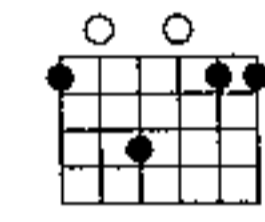
N.C.

Musical notation for the first system, including a treble clef with a 4/4 time signature and a grand staff with piano accompaniment.

§

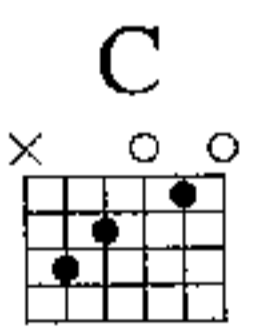


Fadd⁹

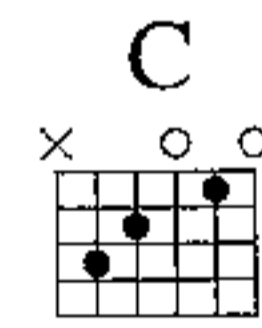
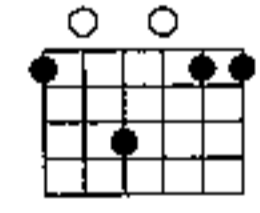


1. This is a mes - sage, _____ pay at - ten - tion; _____ I got some - thing to say, -
(Verses 2, 3, & 4 see block lyric)

Musical notation for the second system, including a treble clef and a grand staff with piano accompaniment.



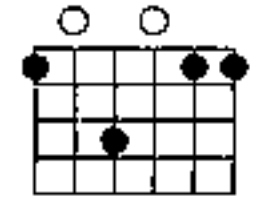
Fadd⁹



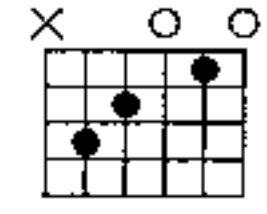
_____ bless - ed in - for - ma - tion. _____ This is me walk - ing, _____ that's you wav -

Musical notation for the third system, including a treble clef and a grand staff with piano accompaniment.

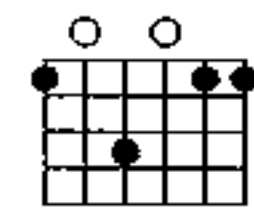
Fadd⁹



C



Fadd⁹



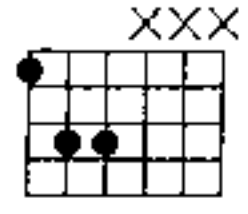
To Coda ⊕

To Coda ⊕ ⊕

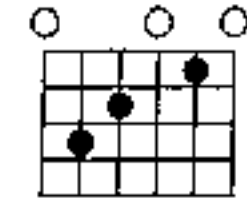
- ing; this my get a- way, my taste of free - dom. Good -

1.

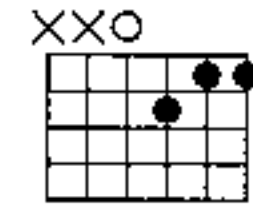
F⁵



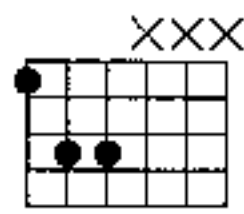
C/E



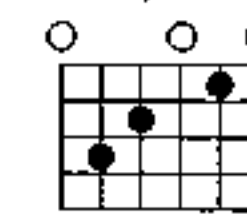
Dm⁷



F⁵



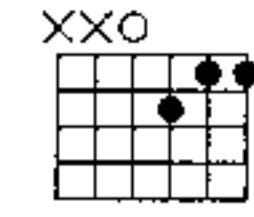
C/E



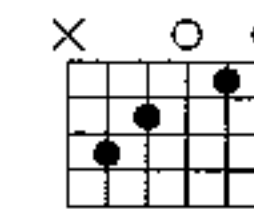
- bye, good - bye.

2.

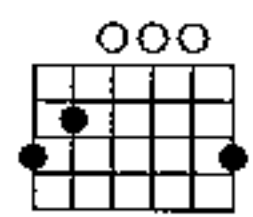
Dm⁷



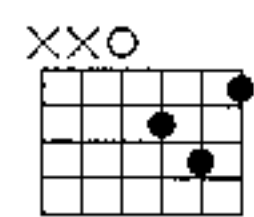
C



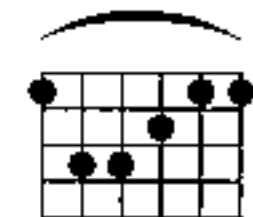
G



Dm

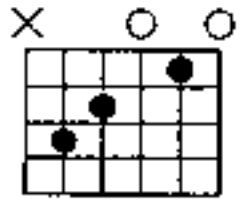


F

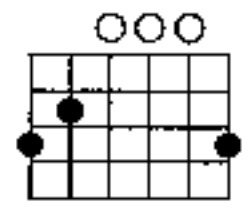


2. This is a call - This is a mes - sage, pay at - ten -

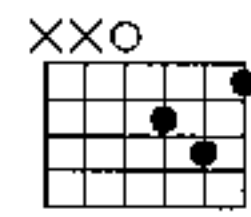
C



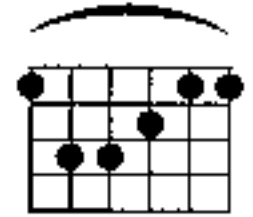
G



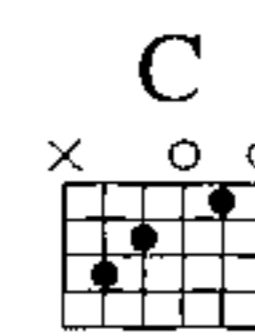

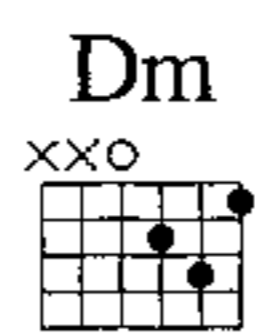
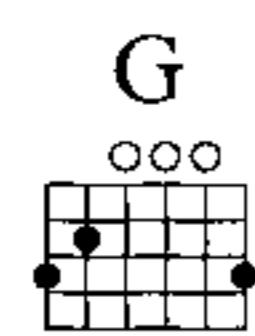
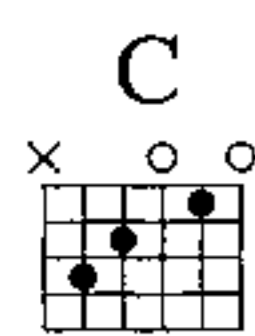
Dm



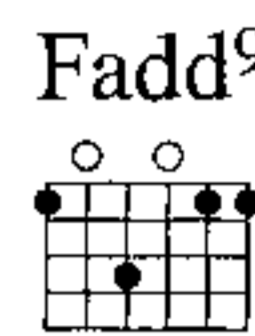
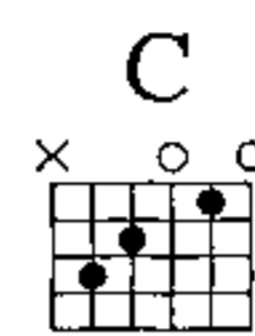

F



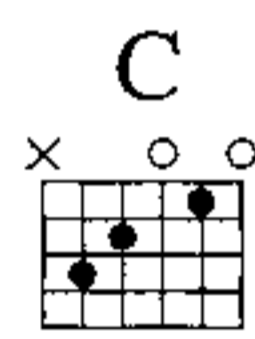
- tion; no - bo - dy's gon - na love me the wrong way a - gain.



This is a call - ing, not a con - ver - sa - tion; this is my ov -



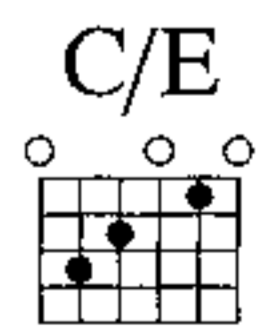

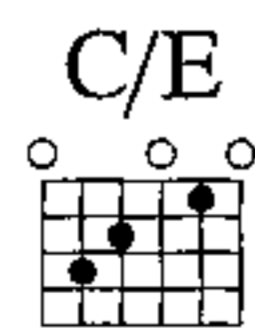
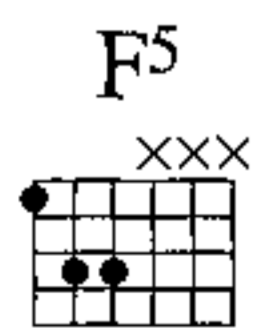
- er - due good - bye. Yeah, ov - er - due good - bye.



D.S. al Coda \oplus

3. Oh, in my to - mor -

\oplus *Coda*



- bye, good - bye.

This is a mes - sage, pay at - ten -

- tion; no - bo - dy's gon-na love me the wrong way a - gain. This is a call -

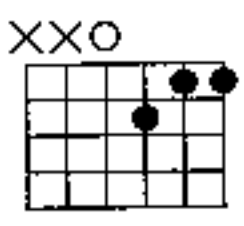
D.º. al Coda ⊕ ⊕

- ing, not a con - ver - sa - tion; this is my ov - er - due good - bye

⊕ ⊕ *Coda*

- bye, good - bye

Dm7

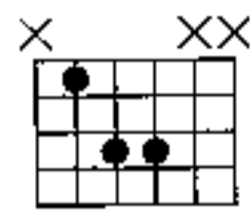


N.C.

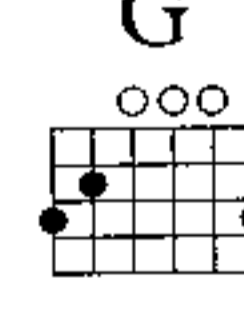
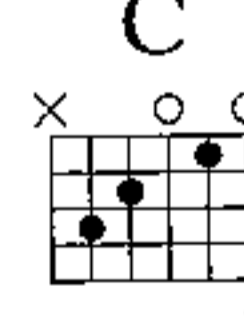
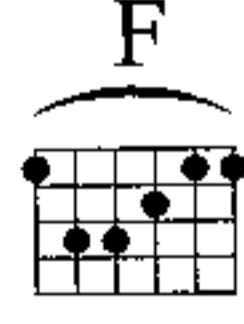
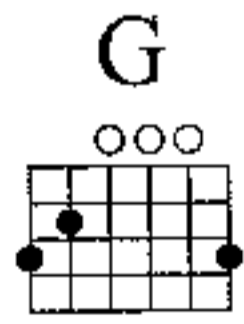
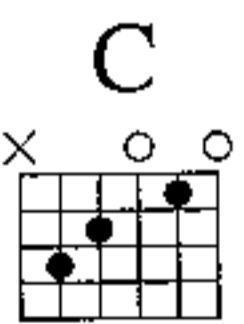
This is a mes - sage, pay at - ten -

- tion; no - bo - dy's gon - na love me the wrong way a - gain. This is a call -

C5



- ing, not a con - ver - sa - tion; this is my ov - er - due good - bye.



This is a mes - sage, pay at - ten - tion; no-bo-dy's gon-na love me the

Instrumental

Verse 4:

'Cause you have the power of truth behind you, yeah.
To my future lover - fate will find you
And all the papers say that the spell's been broken
Oh in my tomorrow all the fields are golden

Verse 3:

This is a calling, not a conversation
This is not a game, no manipulation
If love is a season, you are my winter
You are just the ice laying on my finger.

Verse 2:

Musical notation for the first system, including vocal lines and piano accompaniment. The vocal line starts with "good -", followed by "Yeah, -", "good -", and "bye -". The piano accompaniment features a steady eighth-note pattern in the right hand and a more complex rhythmic pattern in the left hand.

Fadd9 guitar chord diagram showing the fretting pattern on a six-string guitar.

C guitar chord diagram showing the fretting pattern on a six-string guitar.

Fadd9 guitar chord diagram showing the fretting pattern on a six-string guitar.

Repeat ad lib. to fade

Musical notation for the second system, including vocal lines and piano accompaniment. The vocal line continues with "ton:", "this is my ov -", "er -", "due -", and "good -". The piano accompaniment continues with the same rhythmic patterns.

C guitar chord diagram showing the fretting pattern on a six-string guitar.

F guitar chord diagram showing the fretting pattern on a six-string guitar.

Dm guitar chord diagram showing the fretting pattern on a six-string guitar.

G guitar chord diagram showing the fretting pattern on a six-string guitar.

C guitar chord diagram showing the fretting pattern on a six-string guitar.

Musical notation for the third system, including vocal lines and piano accompaniment. The vocal line continues with "This", "is", "a call -", "ing.", "wrong -", "way -", "a -", "gain -", and "not a con - ver - sa -". The piano accompaniment continues with the same rhythmic patterns.

F guitar chord diagram showing the fretting pattern on a six-string guitar.

Dm guitar chord diagram showing the fretting pattern on a six-string guitar.

G guitar chord diagram showing the fretting pattern on a six-string guitar.

C guitar chord diagram showing the fretting pattern on a six-string guitar.

F guitar chord diagram showing the fretting pattern on a six-string guitar.

Dm guitar chord diagram showing the fretting pattern on a six-string guitar.