

IMPOSSIBLE

Words and Music
by ALICIA KEYS

Freely

N.C.
mp

Slowly, in 12

B♭maj7 Am7 Gm7 Fmaj7 B♭maj7 Am7 Gm7 Fmaj7

B♭maj7 Am7 Gm7 Fmaj7 B♭maj7 Am7 Gm7

Oh, oh, oh, oh, Oh, oh, oh, oh,

C  NC.  Dm

Oh. It's im-pos-si-ble, it's im-pos-si-ble to



Detailed description: This system contains the first two measures of the piece. The vocal line starts with a fermata over 'Oh.' followed by the lyrics 'It's im-pos-si-ble, it's im-pos-si-ble to'. The piano accompaniment features a steady eighth-note bass line and a treble line with eighth-note chords and triplets. Chord diagrams for C major and Dm are shown above the staff.

Am7  Bbmaj7  C 

love you if you don't let me know what you're



Detailed description: This system contains measures 3 and 4. The vocal line continues with 'love you' and 'if you don't let me know what you're'. The piano accompaniment continues with similar rhythmic patterns. Chord diagrams for Am7, Bbmaj7, and C major are shown above the staff.

Dm  Gm7  Dm 

feel-ing. It's im-pos-si-ble for me to



Detailed description: This system contains measures 5 and 6. The vocal line continues with 'feel-ing.' and 'It's im-pos-si-ble for me to'. The piano accompaniment continues with similar rhythmic patterns. Chord diagrams for Dm, Gm7, and Dm are shown above the staff.

Am7  Bbmaj7  C  NC.

give you what you need, if you al-ways hide it from



Detailed description: This system contains measures 7 and 8. The vocal line continues with 'give you what you need, if you al-ways hide it from'. The piano accompaniment continues with similar rhythmic patterns. Chord diagrams for Am7, Bbmaj7, C major, and NC (Natural Chord) are shown above the staff.




 me. _____ I don't know what hurt you; I just, I wan-na make it right, 'cause,






 boy, I'm sick and tired of try'n' to read your mind. _____ 'Cause it's im-





 pos - si - ble, _____ oh, ba - by, it's im - pos - si - ble _____ for me to
 (Im - pos - si - ble,) _____ (im - pos - si - ble.) _____





 love you _____ this _____ way. _____ hey hey hey, It's im-
 (Oh, _____)



B \flat maj7

Am7

C/D

pos - si - ble, hey.) (Im - pos - si - ble,) oh, ba - by, it's im - pos - si - ble (im - pos - si - ble.)

Gm7

N.C.

Dm

if you're mak - ing it this way. Im - pos - si - ble to make it

Am7

B \flat maj7

C

eas - y, if you're al - ways try'n' to make it so damn

Dm

Gm7

Dm

hard. How can I, how can I give you all my





N.C.

love, ba-by, if you're al-ways, al-ways - put-tin' up your



guard? This is not a cir-cus; don't you play me for a clown.



How long can e-mo-tions keep on go-ing up and down? It's im-



pos-si-ble, oh, ba-by, it's im-pos-si-ble for me to
(im-pos-si-ble.) (im-pos-si-ble.)

Gm7 Fmaj7 Gm7 Am7

love you _____ this _____ way. _____ hey hey hey. _____ it's im -

(Oh, _____)

Bbmaj7 Am7 Abm7

pos - si - ble, _____ oh, _____ ba - by, it's im - pos - si - ble _____

hey.) (Im - pos - si - ble.) _____ (im - pos - si - ble.) _____

Gm7 NC. Dm

_____ if you're mak - in' it _____ this _____ way.

12 15

Gm7 Dm

Repeat and Fade Optional Ending

Gm7 Dm